

Click on the link above to listen to our story this week. You can also watch the animated version on BBC iplayer.


English

Our story this week is: **The Gruffalo by Julia Donaldson**
We will be continuing to follow our school English scheme 'Power of Reading'. Upload your completed activities to our class dojo page.

Here are some additional activities you might want to do:

- Investigate the rhyming in the books. Which words rhyme? Can you think of other words that rhyme with those? Can you write rhyming sentences? You could draw pictures to go with your rhyming words/ sentences.
- Can you make 'The Gruffalo' out of junk modelling or you could draw 'The Gruffalo'? Can you label your model with adjectives to describe 'The Gruffalo' such as 'purple prickles'? You could write sentences to describe 'The Gruffalo' and gave your opinions on him.

Describing the Gruffalo



- Mouse has finished his walk and is pleased he wasn't eaten by anyone. Can you draw and write a postcard about his day he would send his mum? What would he say to his Mum about his day? Remember to use lots of adjectives.
- Can you act out being a character from the story? Are people in your family able to guess who you are? Play guess the character and make sure you give lots of clues. Are they able to guess the character?
- The mouse pretends to be 'the scariest creature' in the wood. What other 'scary' animals can you think of? Why are they scary? Can you write a story about a scary animal?
- The Gruffalo is one of my favourite books. Can you draw and write about your favourite part of the story? Give reasons for your answers using conjunctions: because, when


Mathematics

Our focus the week is finding $\frac{1}{2}$ and $\frac{1}{4}$

- We will be continuing to follow our school Maths scheme 'White Rose Maths'. You can find daily videos and activities for to do here: White Rose home learning Year 1 Summer Week 2 <https://whiterosemaths.com/homelearning/year-1/> Upload your completed activities to our class dojo.

Here are some additional activities you might want to do:

- Draw shapes outside using chalk or pens. Can you split the shapes into halves and quarters? Which shapes can you split in half equally? Which shapes can you split into quarters equally? Why do you think this is?
- Can you make a sandwich for your lunch? Can you cut it in half? How many equal pieces do you have? Can you create and make your own pizza? Cut it in to quarters. How did you do this? How many equal pieces do you have?
- Can you find $\frac{1}{2}$ and $\frac{1}{4}$ of these objects? (It might be easier to have 2/ 4 plates for your child to help put the objects on.)
 - ❖ 4 teddies
 - ❖ 8 books
 - ❖ 12 shoes
 - ❖ 16 toys
 - ❖ 20 sweets
- Maths problem- Danny has 6 sweets. He wants to share his sweets with his 3 friends. They need to be shared into 4 equal groups. Can he do this?

<p>John scored 8 goals. His friend scored half this. How many goals did his friend score?</p> 	<p>Tony collects cars he has 16. Leo has half as many. How many does Leo have?</p> 
--	--


- Count in multiples of two. You could do this going up and down the stairs, counting pairs of shoes. What number can you go up to?

- ✓ Can you practise your RWI sounds? You can watch daily RWI lessons at:
https://www.youtube.com/channel/UCo7fbLgY2oA_cFCIg9GdxtQ/videos?disable_polymer=1 These would be the same daily phonics lessons that children would take part in at school.
- ✓ Please continue to read every day.
- ✓ Practise your cursive handwriting using the support sheet.
- ✓ Learn how to spell and read Year 1 common exception words.

- Talk about a woodland habitat. What animals would live in a woodland? What would their habitats look like? Can you make a woodland habitat using Lego?
- Create woodland inspired art. You could make a woodland animal using leaves, grass, sticks, bark, flowers or any woodland inspired art work.



- Go on a scavenger hunt. I have included an example below but you could create your own such as find something yellow, a stick the same size as your hand. You could take photos of these.
- In forest school we love to build dens. You could create a den using outdoor materials for woodland animals.



- Talk about hibernation. Do you know what woodland animals hibernate? Look at this website to help you find out more information. <https://www.wildlifewatch.org.uk/hibernation>

This week`s Whole School Home Challenge

What do you know about woodland animals?

You can choose the way in which you do this. It can be a painting, a model, an ICT presentation....anything you like. If you have brothers or sisters from Primary School at home, you can work with them. We look forward to seeing what you create!

We are really enjoying seeing what you have been doing. We know you are working very hard at home to support your children and we very much appreciate it. Thank you very much.

You can upload your child`s work through our Class Dojo. It has been lovely to see all of the amazing work that you have been doing. If you need to chat to us about anything please get in touch through Class Dojo.

Please continue to take care, stay safe and keep smiling. Miss Mundy

Spring scavenger hunt

In spring, nature starts to wake up from its long winter sleep. Trees burst into leaf, flowers cover the ground and animals emerge from hibernation. There's so much to see, can you find...

- new green leaves
- scented blossom
- springy moss
- sticky leaf buds
- a lichen-covered twig
- a piece of eggshell (stay well away from bird nests, look for fragments of shell that have fallen to the ground)