







Year 2

 <p>Read every day. Build a den and share your favourite stories with your family. Can you answer questions about what you are reading?</p>	 <p>Follow instructions to bake something.</p> <ul style="list-style-type: none"> You will need to use your measuring skills and reading skills. Design & make your own pizza. Create your own menu for a special occasion. write a set of instructions 	<p>What is the best junk modelling creation you can make? Take a photo of it and label it.</p> <p>What can you make out of recycled materials?</p> <p>Create a bug sculpture using junk modelling like we did at school.</p>	 <p>Research a country from around the world. Can you learn facts about a new place? Find out about an event that happened in the past (example- first man on the moon) or a famous historical figure such as Florence Nightingale. Make an information booklet.</p>
 <p>Play lots of board games- this will help your Maths skills. You could create your own board game to play.</p>	<p>Get active:</p> <ul style="list-style-type: none"> cosmic yoga, play football/ games in the garden. Create your own dance routine to your favourite song. 	 <p>Make some jungle animal puppets, write a play and perform it. Maybe you could record it.</p>	<p>Can you research animal habitats?</p> <ul style="list-style-type: none"> create a poster for this or an information book. create a bug house in your garden.
<p>We have been learning about Easter;</p> <ul style="list-style-type: none"> create an Easter bonnet, make an Easter card, design & decorate an egg. Plan an Easter egg hunt around your house, write clues Create symmetrical egg pictures. 	 <p>Create your own book. This could be a fiction, non-fiction or a comic book. You could add your own illustrations and share it with your family.</p>	<ul style="list-style-type: none"> Learn your 2,5 and 10 times tables. Go on Times Table Rockstars and see if you can beat your score. Practise doing column addition and subtraction. 	<p>Practise your cursive handwriting. You have a cursive handwriting sheet in your reading record. Remember all letters start on the line. You could do some joins in your handwriting such as 'th' 'ch' 'sh' 'at'</p>