


Topic - Seaside

'Hooray for fish' by Lucy Cousins




Click on the link above to listen to our story this week.

Please choose some of the activities below that you would like to complete this week.

Literacy

- ❖ Can you paint a picture of your favourite fish from the story and label it.
- ❖ Can you design your own fishy friend like all the different fish in the story and you give it a name. Can you write a sentence about your fish?
- ❖ Can you make your own 'fact page' about a fish or sea creature that have captured your imaginations? Make sure you tell us everything you know about them.



- ❖ Can you create your own zig zag story 'Hooray for fish'. You can make up all the different fishy friends that your Little fish will meet along the way.
- ❖ Can you find the rhyming words in the story?
- ❖ Can you write some cvc words on little fish e.g hot, sun, run etc. Can you sound out and blend each word on the fish and then feed them to the shark?



- ❖ Please continue to read every day.
- ❖ Practise writing your letter sounds using the support sheet
- ❖ Practice reading and writing the tricky words you find in your reading book.

Mathematics

- ❖ Catch the correct number of fish in the net by playing the game '[Fish Tank](#)'.




- ❖ Using a bucket or tray you can put water in, place fish or household objects in for the children to fish out. Using a fishing rod, fishing net or sieve fish the objects out the water:
  - -How many fish/objects can you fish out the water?
  - -What if you put one back? What is one less?
  - -What if you fish out one more? What is one more?
- ❖ Can you draw/ paint your own fish repeating pattern. Start with a simple pattern e.g stripy fish, spotty fish, stripy fish, spotty fish. Can you have a go at a more complex pattern e.g wavy fish, wavy fish, stripy fish, wavy fish, wavy fish stripy fish?



- ❖ Problem solving activity using some cut out fish and gold fish bowl pictures. Can you share the fish between the two gold fish bowls? Sharing the amount 2, 4, 6, 8 and 10.
- ❖ Draw a range of sizes of fish either on paper or outside with chalks. Which fish is the biggest and which is the smallest? What can you use to measure the fish?



- ❖ Can you create an under the sea scene on a large piece of paper.
- ❖ You can watch a video to find out more and underwater plants, animals and their seascape habitat and learn the names of a cuttlefish, jellyfish, anemones, seahorse, urchin, crab, eel etc. [https://www.youtube.com/watch?v=9Kj\\_vwleR6Q](https://www.youtube.com/watch?v=9Kj_vwleR6Q)
- ❖ Read a range of stories: Can you Hear the Sea by Judy Cumberbatch and Ken Wilson- Max, The Storm Whale by Benji Davies, The Fish Who Could Wish by John Bush and Korky Paul, The Rainbow Fish by Marcus Pfister.
- ❖ Movement and dance, can you become creatures of the sea? Think about how a fish might move- thinking about different sorts of fish or water creatures. How would a shoal of fish move? What about a crab? What about a shark? Listen to the music for the Aquarium from the Carnival of Animals by Saint- Saens and make up a dance.
- ❖ You could experiment with paint and water, exploring shades of colour and working on large sheets of paper, you could add some collage for light and texture.
- ❖ Listen to sounds recorded by deep sea divers as they explore underwater world, such as <https://www.youtube.com/watch?v=jOyrOeAeMIs>



**This week's Whole School Home Challenge**  
**What is your favourite thing to do at the seaside?**

You can choose the way in which you do this. It can be a painting, a model, an ICT presentation....anything you like. If you have brothers or sisters from Primary School at home, you can work with them. We look forward to seeing what you create! We are really enjoying seeing what you have been doing. We know you are working very hard at home to support your children and we very much appreciate it. Thank you very much.

You can upload your child's work through our Evidence Me App. If you need to chat to us about anything please get in touch through Class Dojo.

Please continue to take care, stay safe and keep smiling. We will get through this! Mrs O'Connor and Miss Newman.




# The Zig Zag Book



Take a sheet of A4/3 paper.



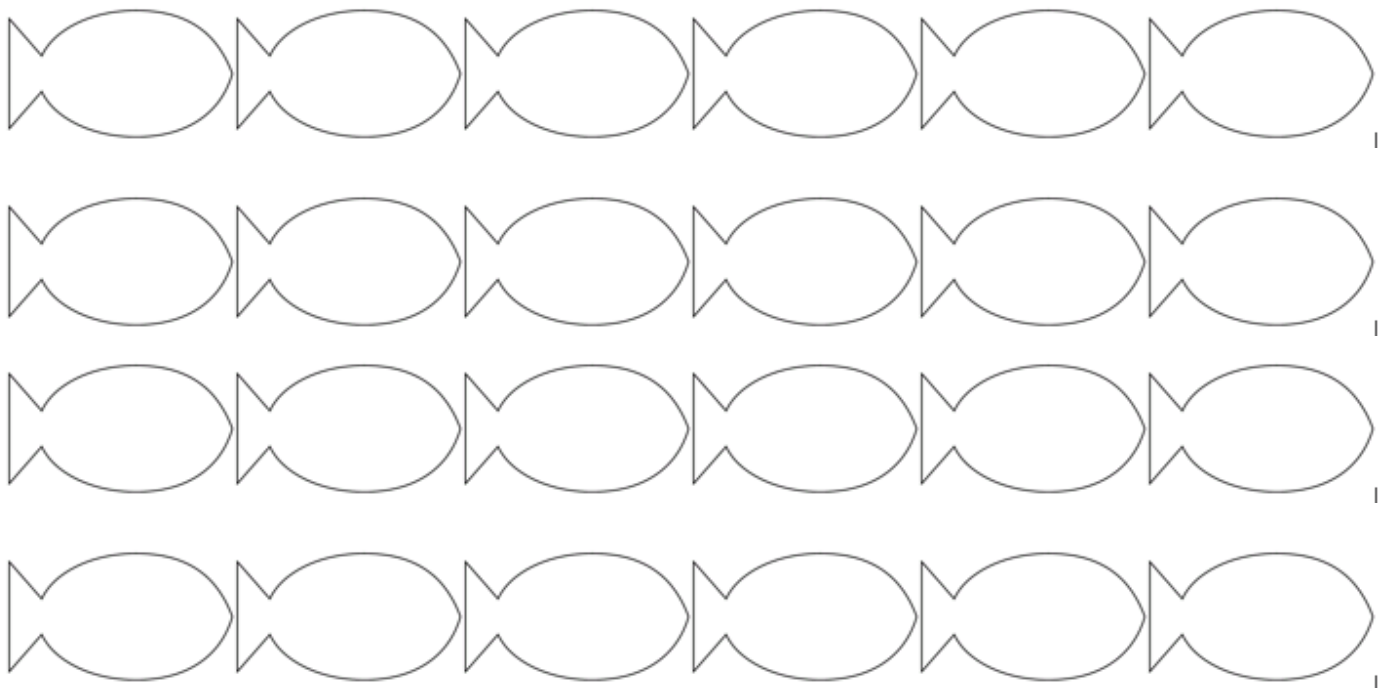
Fold the paper along the long edge.



Fold the paper three times back and forth to make a concertina.



## Fish pattern template



Fish for counting/ Fish for CVC words

